

Easter Basket

Supplies:

- Yarn
- Crochet needle



Abbreviations:





- sl st: slip stitch
- sc: single crochet
- dc: double crochet
- ch: chain









These basket only measure 1.5 x 2.6 inches.

Each round is finished with a sl st, which won't be specifically mentioned anymore.

Magic Ring	
	

1		2	
	Ch 3 (= 1 st dc), 11 dc in magic ring = 12 sts.		Ch 3 (= 1 st dc), 1 dc in same st. *2 dc in each st* = 24 sts. Repeat from *to* 11 times.
3		4	
	Ch 1 (1 st sc) Sc in the back loop.		Ch 3 (= 1 st dc), Dc in each st.

5		6	
	Ch 1 (1 st sc) Sc in each st.		Ch 3, skip one st. *1 sc, ch 2, skip one st*. Repeat from *to* 11 times.
7		8	
	Handle: ch 3, sc in first loop of prev. round. *ch 3, turn, sc in loop*. Repeat from *to* until handle is long enough.		Finish off and attach handle...
9		10	
	.. to opposite side. Weave in ends.		Chain 70, finish off and weave through the loops of the last round.

Filled with straw and some Easter eggs, they make the cutest gift.